



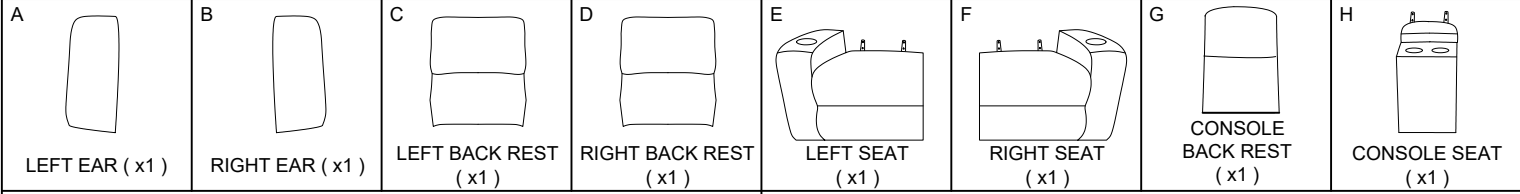
INTERCON
FURNITURE FOR LIFE

ASSEMBLY INSTRUCTION

DESCRIPTION: SILHOUETTE DUAL POWER LOVE SEAT
ITEM NO: SE-LS-LAFDPR-COF-C / SE-LS-RAFDPR-COF-C
SE-LS-CONPP -COF-C

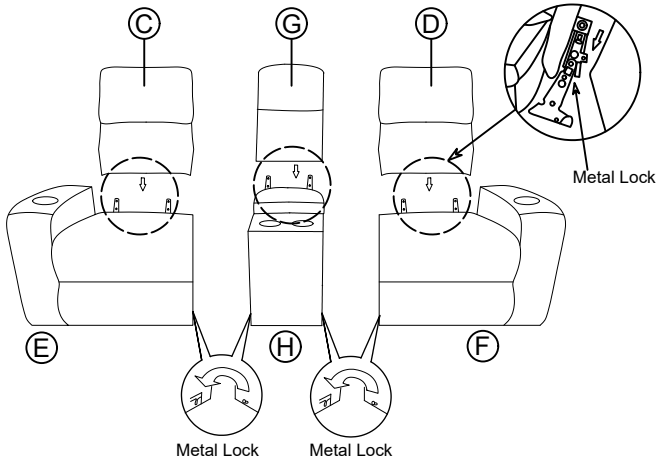
Thank you for purchasing this quality product. Be sure to check all packing material carefully for small parts which may have come loose inside the carton during shipment. Identify and count all parts and compare with the parts list below. Please keep all hardware out of reach of small children.

NOTE: Do not use power tools for assembly. Power tools increase the risk of over tightening which lead to splitting or cracking the wood.

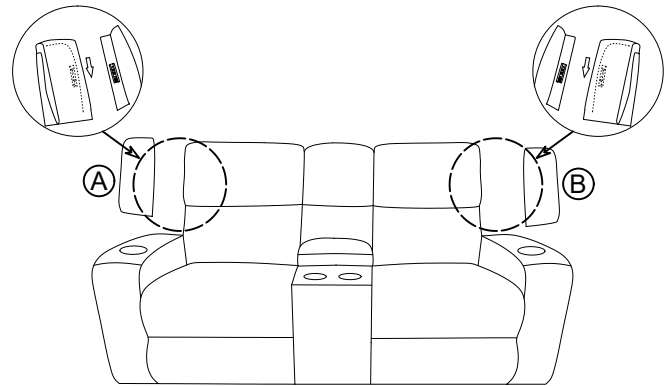


Please follow the drawings below to assemble the item:


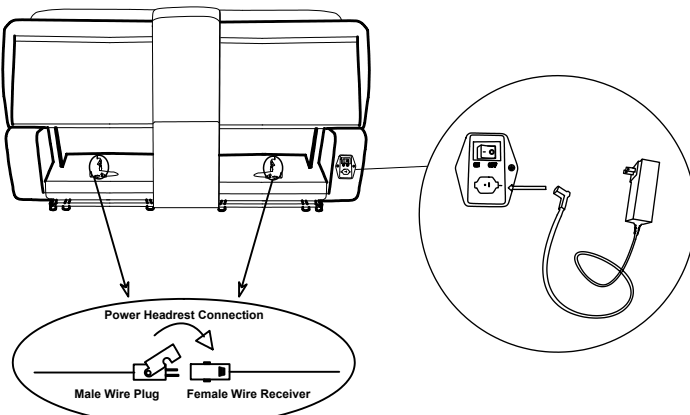
Step 1. Insert the left backrests (C) and right backrests (D) to the left seat (E) and right seat (F) and also insert the console backrest (G) to the console seat (H) and make sure all the backrests and seats are secured in position.



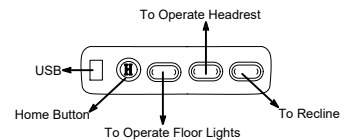
Step 2. Insert the left ears (A) & right ears (B) into the backrest and make sure the ears are secured in position.



Step 3.
Connecting Power Cord



Complete Assembly



Operation Instructions:

1. Home Button: Press and hold this button at any time to return seating and head rest to original closed position.
2. To operate Headrest Support System: Press and hold button forward to adjust personalized comfort. (We would recommend you use this feature after you are in the preferred recline position). Press and hold back button to adjust or return to closed position.
3. To Operate Recline System: Press and hold back button to desired Recline position and personal comfort. Press and hold forward to close or adjust.

CARE INSTRUCTION FOR LEATHER / FABRIC FURNITURE:

- Avoid exposing furniture directly with sunlight or heating and air conditioning outlets.
- Exposure to sunlight or heating and air conditioning outlets will fade/damage leather / fabric.
- Wipe gently with a damp soft cloth to remove dust, dirt and any buildup.
- Wipe the leather with professional cleanser.