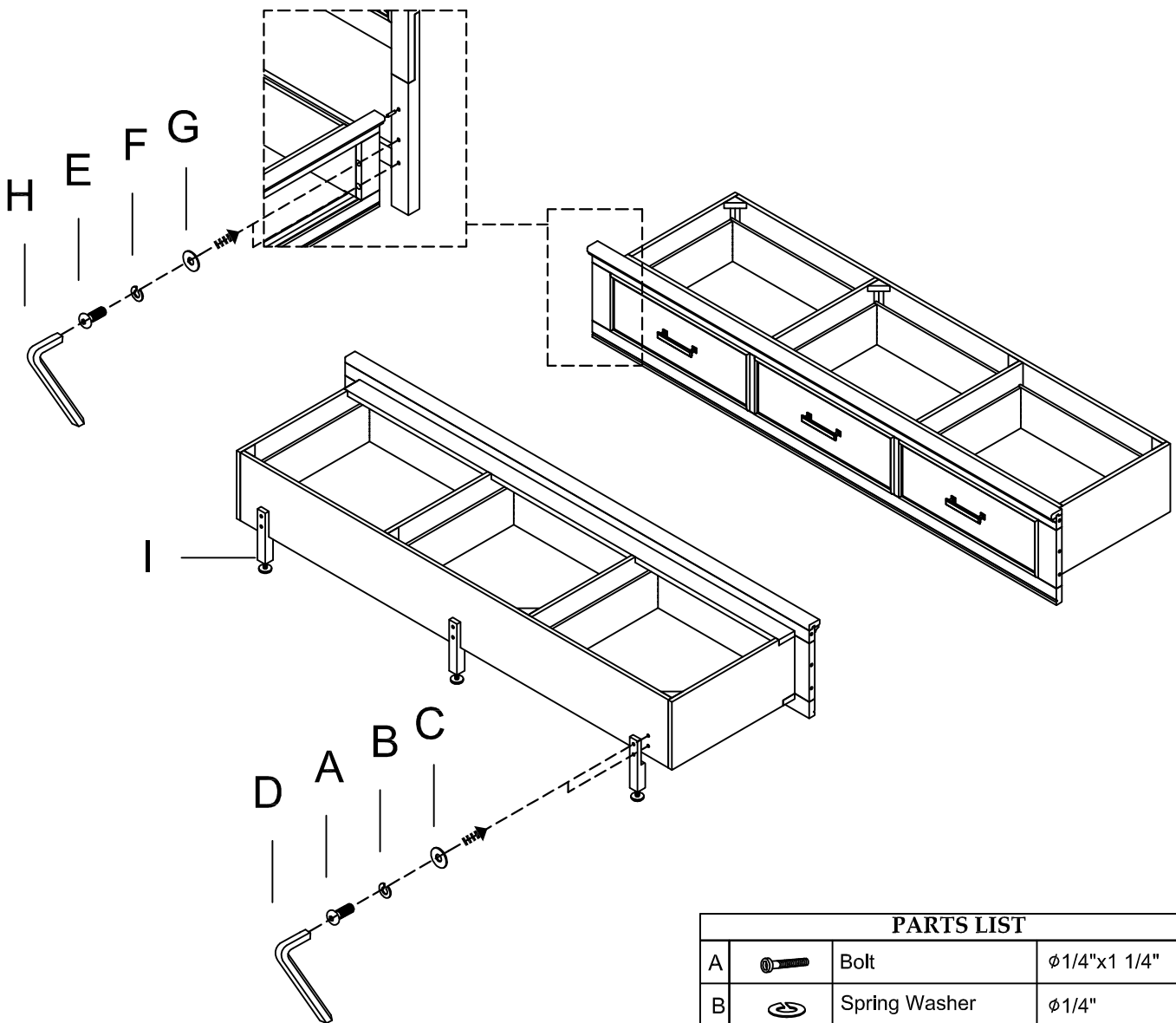











ASSEMBLY INSTRUCTIONS

ITEM NO. : 5/0-6/6 STORAGE RAILS

Thank you for purchasing this quality product. Be sure to check all packing material carefully for small parts, which may have come loose inside the carton during shipment. Identify and count all parts and compare with the parts List below.



PARTS LIST

A		Bolt	ϕ1/4"x1 1/4"	6 PCS
B		Spring Washer	ϕ1/4"	6 PCS
C		Flat Washer	ϕ1/4"xϕ16mm	6 PCS
D		Allen Key	4mm	1 PC
E		Bolt	ϕ5/16"x3-1/2"	4 PCS
F		Spring Washer	ϕ5/16"	4 PCS
G		Flat Washer	ϕ5/16"xϕ16mm	4 PCS
H		Allen Key	5mm	1 PC
I		Storage Rails Support		3 PCS

Do not tighten screws until completely assembled.